

Service Manual

ORDER NO.
RRV4495

DJ Controller

DDJ-SX-N

DDJ-SX-W

THIS MANUAL IS APPLICABLE TO THE FOLLOWING MODEL(S) AND TYPE(S).

Model	Type	Power Requirement	Remarks
DDJ-SX-N	UXECB	AC 100 V to 240 V	
DDJ-SX-N	SVYXE8	AC 100 V to 240 V	
DDJ-SX-N	FLPXE	AC 100 V to 240 V	
DDJ-SX-W	UXECB	AC 100 V to 240 V	
DDJ-SX-W	SVYXE8	AC 100 V to 240 V	
DDJ-SX-W	FLPXE	AC 100 V to 240 V	
DDJ-SX-W	AXE5	AC 100 V to 240 V	

This service manual should be used together with the following manual(s).

Model No.	Order No.	Remarks
DDJ-SX/UXECB	RRV4382	

For SPECIFICATIONS and PANEL FACILITIES, refer to the operating instructions.

This product is a limited-production model derived from the DDJ-SX (base model) in a different color.

This product is the same as the DDJ-SX, except for the colors.



The major changes are as shown below.

Exterior panels: Changed to gold (DDJ-SX-N), white (DDJ-SX-W)

When replacing the above-mentioned parts, be sure to use the parts described in this manual.






1. CONTRAST OF MISCELLANEOUS PARTS

NOTES: ● Parts marked by “NSP” are generally unavailable because they are not in our Master Spare Parts List.

- The  mark found on some component parts indicates the importance of the safety factor of the part. Therefore, when replacing, be sure to use parts of identical designation.
- Screws adjacent to  mark on product are used for disassembly.
- For the applying amount of lubricants or glue, follow the instructions in this manual.
(In the case of no amount instructions, apply as you think it appropriate.)
- Nos. indicate the pages and Nos. in the service manual for the base model.

CONTRAST TABLE DDJ-SX-N






DDJ-SX/UXECB, DDJ-SX-N/UXECB, DDJ-SX-N/SVYXE8 and DDJ-SX-N/FLPX are constructed the same except for the following:

Mark	No.	Symbol and Description	DDJ-SX/UXECB	DDJ-SX-N/UXECB	DDJ-SX-N/SVYXE8	DDJ-SX-N/FLPX	Remarks
PACKING SECTION							
	P35-1	AC Adapter	411-S1-878-HA	411-S1-878-HA	411-S1-879-HA	411-S1-880-HA	
	P35-2	Power Plug	Not used	Not used	420-DJM250-362-HA	420-DJM250-364-HA	
	P35-3	Power Plug	Not used	Not used	Not used	420-DJM250-363-HA	
	P35-4	Power Plug	Not used	Not used	Not used	420-DJM250-362-HA	
	P35-5	Power Plug	Not used	Not used	Not used	420-DJM250-361-HA	
	P35-7	CD-ROM (Installation Disc)	429-S1-142A-HA	429-S1-142C-HA	429-S1-142C-HA	429-S1-142C-HA	
	P35-8	Read Before Use (Important)/ Quick Start Guide (En)	502-DDSXA-3277A-HA	502-DDSXA-3277C-HA	Not used	Not used	
	P35-8	Read Before Use (Important)/ Quick Start Guide (En/Fr/De/It/Es/Pt/Ru)	Not used	Not used	502-DDSXB-3278C-HA	Not used	
	P35-8	Read Before Use (Important)/ Quick Start Guide (En)	Not used	Not used	Not used	502-DDSXF-3282B-HA	
	P35-16	Gift Box	507-S1-3370A-HA	507-SXA2-3370-HA	507-SXB2-3370-HA	507-SXF2-3370-HA	
EXTERIOR SECTION							
	P38-24	PLAY SYNC Button	100-S1-2995-HA	100-SXN-2995-HA	100-SXN-2995-HA	100-SXN-2995-HA	
	P38-30	JW Ring	100-S1-3001-HA	100-SXN-3001-HA	100-SXN-3001-HA	100-SXN-3001-HA	
	P38-63	Front Panel	300-S1-2043-HA	300-SXN-2043-HA	300-SXN-2043-HA	300-SXN-2043-HA	
	P38-82	Front Panel	501-S1-2522-HA	501-SXN-2522-HA	501-SXN-2522-HA	501-SXN-2522-HA	
	P38-127	Wheel Assy	703-S1-1383-HA	703-SXN-1383-HA	703-SXN-1383-HA	703-SXN-1383-HA	
		CF Panel & Cushion A	NSP	703-SXN-1396-HA	703-SXN-1396-HA	703-SXN-1396-HA	No. 128

Notes : The numbers in the remarks column correspond to the numbers on the “EXPLODED VIEWS”.

DDJ-SX-W

DDJ-SX/UXECB, DDJ-SX-W/UXECB, DDJ-SX-W/SVYXE8, DDJ-SX-W/FLPX and DDJ-SX-W/AXE5 are constructed the same except for the following:

Mark	No.	Symbol and Description	DDJ-SX/UXECB	DDJ-SX-W/UXECB	DDJ-SX-W/SVYXE8	DDJ-SX-W/FLPX	DDJ-SX-W/AXE5	Remarks
PACKING SECTION								
	P35-1	AC Adapter	411-S1-878-HA	411-S1-878-HA	411-S1-879-HA	411-S1-880-HA	411-S1-881-HA	
	P35-2	Power Plug	Not used	Not used	420-DJM250-362-HA	420-DJM250-364-HA	Not used	
	P35-3	Power Plug	Not used	Not used	Not used	420-DJM250-363-HA	Not used	
	P35-4	Power Plug	Not used	Not used	Not used	420-DJM250-362-HA	Not used	
	P35-5	Power Plug	Not used	Not used	Not used	420-DJM250-361-HA	Not used	
	P35-7	CD-ROM (Installation Disc)	429-S1-142A-HA	429-S1-142C-HA	429-S1-142C-HA	429-S1-142C-HA	429-S1-142C-HA	
	P35-8	Read Before Use (Important)/ Quick Start Guide (En)	502-DDSXA-3277A-HA	502-DDSXA-3277C-HA	Not used	Not used	Not used	
	P35-8	Read Before Use (Important)/ Quick Start Guide (En/Fr/De/It/Es/Pt/Ru)	Not used	Not used	502-DDSXB-3278C-HA	Not used	Not used	
	P35-8	Read Before Use (Important)/ Quick Start Guide (En)	Not used	Not used	Not used	502-DDSXF-3282B-HA	Not used	
	P35-8	Read Before Use (Important)/ Quick Start Guide (Zhc)	Not used	Not used	Not used	Not used	502-DDSXD-3280B-HA	

Mark	No.	Symbol and Description	DDJ-SX /UXECB	DDJ-SX-W /UXECB	DDJ-SX-W /SVYXE8	DDJ-SX-W /FLPXE	DDJ-SX-W /AXE5	Remarks
	P35-16	Gift Box	507-S1-3370A-HA	507-SXA1-3370-HA	507-SXB1-3370A-HA	507-SXF1-3370-HA	507-SXD1-3370-HA	
		EXTERIOR SECTION						
	P38-34	SPEED PUSH Button	100-S1-3005-HA	100-SXW-3005-HA	100-SXW-3005-HA	100-SXW-3005-HA	100-SXW-3005-HA	
	P38-63	Front Panel	300-S1-2043-HA	300-SXW-2097-HA	300-SXW-2097-HA	300-SXW-2097-HA	300-SXW-2097-HA	
	P38-81	Deck Panel	501-S1-2521-HA	501-SXW-2521-HA	501-SXW-2521-HA	501-SXW-2521-HA	501-SXW-2521-HA	
	P38-82	Front Panel	501-S1-2522-HA	501-SXW-2522-HA	501-SXW-2522-HA	501-SXW-2522-HA	501-SXW-2522-HA	
	P38-83	Search Panel	501-S1-2524-HA	501-SXW-2524-HA	501-SXW-2524-HA	501-SXW-2524-HA	501-SXW-2524-HA	
	P38-113	Screw	602-HP1010K-182-HA	602-PTF2508-714N-HA	602-PTF2508-714N-HA	602-PTF2508-714N-HA	602-PTF2508-714N-HA	
	P38-115	Screw	602-MP3-324-HA	602-MP3-324N-HA	602-MP3-324N-HA	602-MP3-324N-HA	602-MP3-324N-HA	
		CF Panel & Cushion A	NSP	703-SXW-1397-HA	703-SXW-1397-HA	703-SXW-1397-HA	703-SXW-1397-HA	No. 128
		Cushion	Not used	612-SXW-453-HA	612-SXW-453-HA	612-SXW-453-HA	612-SXW-453-HA	No. 129

Notes : The numbers in the remarks column correspond to the numbers on the "EXPLODED VIEWS".

EXPLODED VIEWS EXTERIOR SECTION

