

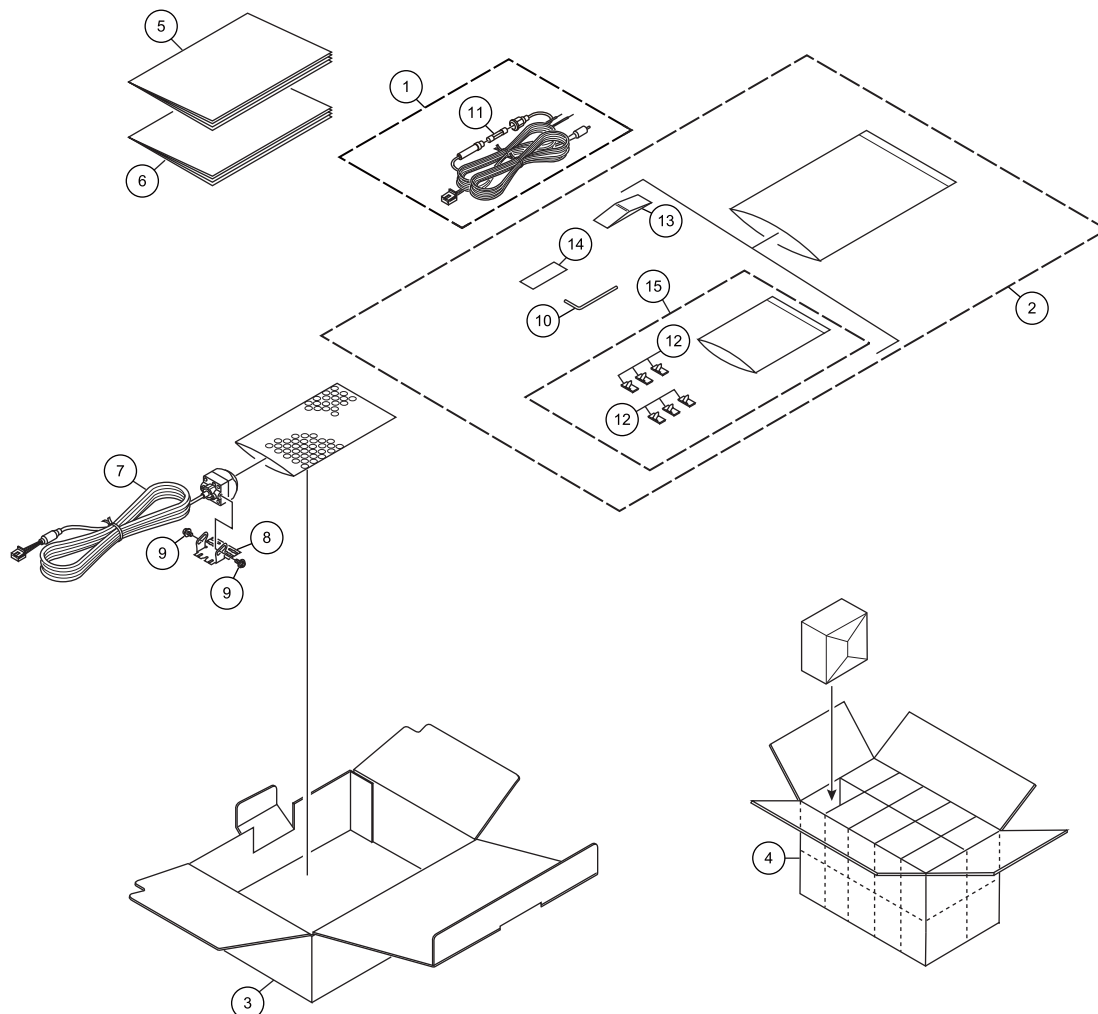


# EXPLODED VIEWS AND PARTS LIST


NOTES : • Parts marked by " \* " are generally unavailable because they are not in our Master Spare Parts List.

- The  mark found on some component parts indicates the importance of the safety factor of the part. Therefore, when replacing, be sure to use parts of identical designation.
- Screw adjacent to  mark on the product are used for disassembly.
- For the applying amount of lubricants or glue, follow the instructions in this manual.  
(In the case of no amount instructions, apply as you think it appropriate.)

## PACKING



## PACKING SECTION PARTS LIST

Mark	No.	Description	Part No.	Mark	No.	Description	Part No.
	1	Cord Assy	CJ-E09S24R		11	Fuse(2 A)	CJ-E08S14R
	2	Accessory Assy	CJ-E09S02R	*	12	Clamper	CJ-E08S15R
	3	Unit Box	CJ-E09S06R		13	Packing	CJ-E08S13R
	4	Contain Box	CJ-E09S07R		14	Double Faced Tape	CJ-E08S03R
	5	Owner's Manual	CJ-E09S08R		15	Attachment Assy	CJ-E08S04R
	6	Owner's Manual	CJ-E09S09R				
	7	Camera Module	CJ-E09S10R				
	8	Strap	CJ-E08S11R				
	9	Screw	CJ-E08S12R				
*	10	Hexagon Wrench	CJ-E08S16R				

## Owner's Manual

Part No.	Language
CJ-E09S08R	English, French, Italian ,Spanish(Espanol), German
CJ-E09S09R	Traditional Chinese, Russian, Portuguese(B), Arabic